

Abu Dhabi Aviation

Review report and condensed consolidated
interim financial statements

30 June 2018

Principal business address:

P.O. Box 2723
Abu Dhabi
United Arab Emirates

Abu Dhabi Aviation

Condensed consolidated interim financial statements

<i>Contents</i>	<i>Page</i>
Independent auditors' report on review of condensed consolidated interim financial statements	1
Condensed consolidated interim statement of financial position	3
Condensed consolidated interim statement of profit or loss	5
Condensed consolidated interim statement of profit or loss and other comprehensive income	6
Condensed consolidated interim statement of changes in equity	7
Condensed consolidated interim statement of cash flows	8
Notes to the condensed consolidated interim financial statements	10



KPMG Lower Gulf Limited
Level 19, Nation Tower 2
Abu Dhabi Corniche, UAE
Tel. +971 (2) 401 4800, Fax +971 (2) 632 7612

Independent Auditors' Report on Review of Condensed Consolidated Interim Financial Statements

To the Shareholders of Abu Dhabi Aviation

Introduction

We have reviewed the accompanying 30 June 2018 condensed consolidated interim financial statements of Abu Dhabi Aviation (the "Company") and its subsidiaries (the "Group"), which comprises:

- the condensed consolidated interim statement of financial position as at 30 June 2018;
- the condensed consolidated interim statement of profit or loss for the three-month and six-month periods ended 30 June 2018;
- the condensed consolidated interim statement of profit or loss and other comprehensive income for the three-month and six-month periods ended 30 June 2018;
- the condensed consolidated interim statement of changes in equity for the six-month period ended 30 June 2018;
- the condensed consolidated interim statement of cash flows for the six-month period ended 30 June 2018; and
- notes to the condensed consolidated interim financial statements.

Management is responsible for the preparation and presentation of these condensed consolidated interim financial statements in accordance with IAS 34 *Interim Financial Reporting*. Our responsibility is to express a conclusion on these condensed consolidated interim financial statements based on our review.

Scope of Review

We conducted our review in accordance with the International Standard on Review Engagements 2410 *Review of Interim Financial Information Performed by the Independent Auditor of the Entity*. A review of interim financial statements consists of making inquiries, primarily of persons responsible for financial and accounting matters, and applying analytical and other review procedures. A review is substantially less in scope than an audit conducted in accordance with International Standards on Auditing and consequently does not enable us to obtain assurance that we would become aware of all significant matters that might be identified in an audit. Accordingly, we do not express an audit opinion.



Conclusion

Based on our review, nothing has come to our attention that causes us to believe that the accompanying condensed consolidated interim financial statements as at 30 June 2018 are not prepared, in all material respects, in accordance with IAS 34 *Interim Financial Reporting*.

KPMG Lower Gulf Limited

A handwritten signature in blue ink, appearing to read 'Vijendra Nath Malhotra'.

Vijendra Nath Malhotra
Registration No.: 48
Abu Dhabi, United Arab Emirates
Date: 23 JUL 2018

Abu Dhabi Aviation

Condensed consolidated interim statement of financial position

as at


		30 June 2018 (unaudited) AED'000	31 December 2017 (audited) AED'000
	<i>Note</i>		
Assets			
Non-current assets			
Property and equipment	4	2,669,993	2,637,323
Investment properties	5	397,884	355,614
Investments	6	70,555	54,740
Investment in joint venture	7	49,464	46,889
		<hr/>	<hr/>
Total non-current assets		3,187,896	3,094,566
		<hr/>	<hr/>
Current assets			
Inventories		454,605	442,235
Trade receivables	8	577,112	454,877
Prepayments and other current assets		198,658	195,198
Cash and deposits with banks	9	305,035	503,154
Asset held for sale	10	8,975	8,975
		<hr/>	<hr/>
Total current assets		1,544,385	1,604,439
		<hr/>	<hr/>
Total assets		4,732,281	4,699,005
		<hr/>	<hr/>
Equity			
Share capital	11	444,787	444,787
Share premium		112,320	112,320
Reserves		1,756,670	1,762,407
Retained earnings		432,485	427,438
		<hr/>	<hr/>
Equity attributable to owners of the Company		2,746,262	2,746,952
Non-controlling interest		287,204	268,522
		<hr/>	<hr/>
Total equity		3,033,466	3,015,474
		<hr/>	<hr/>
Liabilities			
Non-current liabilities			
Provision for employees' end of service benefits		147,156	142,519
Non-current portion of term loans	12	811,656	806,040
Non-current portion of finance lease liabilities		114,550	115,121
Non-current portion of deferred income		248,911	267,186
		<hr/>	<hr/>
Total non-current liabilities		1,322,273	1,330,866
		<hr/>	<hr/>

...continued


Abu Dhabi Aviation

Condensed consolidated interim statement of financial position (*continued*)
as at


		30 June 2018 (unaudited) AED'000	31 December 2017 (audited) AED'000
Current liabilities			
Trade and other payables		100,831	100,457
Accrued expenses and other current liabilities		115,341	114,825
Current portion of term loans	12	80,434	72,101
Current portion of finance lease liabilities		1,193	1,148
Current portion of deferred income		43,509	50,751
Bank overdrafts	9	35,234	13,383
Total current liabilities		376,542	352,665
Total liabilities		1,698,815	1,683,531
Total equity and liabilities		4,732,281	4,699,005



Nader Ahmed Mohammed Al Hammadi
Chairman



Sheikh Ahmed Al Dhahebi
Vice Chairman



Ashraf Fahmy
Chief Financial Officer

The notes on pages 10 to 24 are an integral part of these condensed consolidated interim financial statements.

The independent auditors' report on review of these condensed consolidated interim financial statements is set out on pages 1 and 2.

Abu Dhabi Aviation

Condensed consolidated interim statement of profit or loss (unaudited)

	For the three months ended 30 June		For the six months ended 30 June		
	Note	2018 AED'000	2017 AED'000	2018 AED'000	2017 AED'000
Revenue		456,201	388,883	837,328	780,968
Direct operating costs		(362,893)	(288,795)	(651,647)	(611,117)
Gross profit		93,308	100,088	185,681	169,851
General and administrative expenses		(59,263)	(48,827)	(106,344)	(88,596)
Income from investment property		5,712	1,387	10,420	2,760
Property rental expense		(549)	(630)	(1,426)	(951)
Gain / (loss) on disposal of property and equipment		(15)	(96)	1,125	(1,321)
Amortisation of deferred income		12,760	13,075	25,517	26,150
Share of profit of a joint venture		1,203	477	2,575	1,135
Finance income		1,341	532	2,685	685
Finance costs		(11,324)	(9,545)	(21,275)	(18,601)
Other income		11,270	8,263	13,784	14,984
Investments at FVTPL – net change in fair value		(56)	-	(56)	-
Profit for the period		54,387	64,724	112,686	106,096
Profit for the period attributable to:					
Owners of the Company		45,660	53,203	94,004	90,792
Non-controlling interests		8,727	11,521	18,682	15,304
		54,387	64,724	112,686	106,096
Basic and diluted earnings per share (AED) ¹³		0.10	0.12	0.21	0.20

The notes on pages 10 to 24 are an integral part of these condensed consolidated interim financial statements.

The independent auditors' report on review of these condensed consolidated interim financial statements is set out on pages 1 and 2.

Abu Dhabi Aviation

Condensed consolidated interim statement of profit or loss and other comprehensive income (unaudited)

	<i>Note</i>	For the three months ended 30 June		For the six months ended 30 June	
		2018 AED'000	2017 AED'000	2018 AED'000	2017 AED'000
Profit for the period		54,387	64,724	112,686	106,096
Other comprehensive income					
Items that are or may be reclassified subsequently to profit or loss					
Exchange difference arising on the translation of investment property	5	(8,554)	5,076	(3,208)	6,412
Investments at FVOCI – net change in fair value	6	(2,529)	-	(2,529)	-
Other comprehensive (loss) /income for the period		(11,083)	5,076	(5,737)	6,412
Total comprehensive income for the period		43,304	69,800	106,949	112,508
Total comprehensive income attributable to:					
Owners of the Company		34,577	58,279	88,267	97,204
Non-controlling interests		8,727	11,521	18,682	15,304
		43,304	69,800	106,949	112,508

The notes on pages 10 to 24 are an integral part of these condensed consolidated interim financial statements.

The independent auditors' report on review of these condensed consolidated interim financial statements is set out on pages 1 and 2.

Abu Dhabi Aviation

Condensed consolidated interim statement of changes in equity
for the six months ended

	Share capital AED'000	Share premium AED'000	Reserves AED'000	Retained earnings AED'000	Equity attributable to owners of the Company AED'000	Non- controlling interests AED'000	Total AED'000
Balance at 1 January 2017 (audited)	444,787	112,320	1,593,381	416,978	2,567,466	228,591	2,796,057
Profit for the period	-	-	-	90,792	90,792	15,304	106,096
Other comprehensive income for the period	-	-	6,412	-	6,412	-	6,412
Total comprehensive income	-	-	6,412	90,792	97,204	15,304	112,508
Dividends (<i>note 14</i>)	-	-	-	(75,614)	(75,614)	-	(75,614)
Balance at 30 June 2017 (unaudited)	444,787	112,320	1,599,793	432,156	2,589,056	243,895	2,832,951
Balance at 1 January 2018 (audited)	444,787	112,320	1,762,407	427,438	2,746,952	268,522	3,015,474
Profit for the period	-	-	-	94,004	94,004	18,682	112,686
Other comprehensive loss for the period	-	-	(5,737)	-	(5,737)	-	(5,737)
Total comprehensive income	-	-	(5,737)	94,004	88,267	18,682	106,949
Dividends (<i>note 14</i>)	-	-	-	(88,957)	(88,957)	-	(88,957)
Balance at 30 June 2018 (unaudited)	444,787	112,320	1,756,670	432,485	2,746,262	287,204	3,033,466

The notes on pages 10 to 24 are an integral part of these condensed consolidated interim financial statements.

Abu Dhabi Aviation

Condensed consolidated interim statement of cash flows (unaudited) for the six months ended 30 June

	<i>Note</i>	2018 AED'000	2017 AED'000
Cash flows from operating activities			
Profit for the period		112,686	106,096
<i>Adjustments for:</i>			
- Depreciation		78,921	87,259
- Net change in provisions against trade receivables		12,557	(9,426)
- Provision for employees' end of service benefits		9,567	10,454
- Amortisation of deferred income		(25,517)	(26,150)
- (Gain)/loss on disposal of property and equipment		(1,125)	1,321
- Share of profit of a joint venture		(2,575)	(1,135)
- Impairment loss of goodwill		-	836
- Finance costs		21,275	18,601
- Finance income		(2,685)	(685)
- Change in fair value of investments		56	-
		203,160	187,171
<i>Changes in:</i>			
- Inventories		(12,370)	(3,776)
- Trade receivables		(134,792)	(113,074)
- Prepayments and other current assets		(43,870)	69,733
- Trade and other payables		374	(25,643)
- Accrued expenses and other current liabilities		516	(49,285)
Cash generated from operating activities		13,018	65,126
Employees' end of service benefits paid		(4,930)	(5,646)
Net cash from operating activities		8,088	59,480

...continued

Abu Dhabi Aviation

Condensed consolidated interim statement of cash flows (unaudited) (*continued*)
for the six months ended 30 June

	<i>Note</i>	2018 AED'000	2017 AED'000
Cash flows from investing activities			
Acquisition of property and equipment		(123,382)	(55,399)
Purchase of investment properties		(5,032)	(182,799)
Payments for investments		(18,400)	-
Proceeds from disposal of property and equipment		12,880	-
Proceeds from disposal of assets held for sale		-	21,315
Finance income received		2,685	685
Investment in deposits with maturities over three months - net		135,617	147,000
Net cash from / (used in) investing activities		4,368	(69,198)
Cash flows from financing activities			
Proceeds from term loans	<i>6</i>	50,000	-
Repayment of term loans		(36,051)	(46,798)
Decrease in due to a related party		-	(3,219)
Payments for finance lease liabilities		(526)	(484)
Dividends paid	<i>14</i>	(88,957)	(75,614)
Finance cost paid		(21,275)	(20,299)
Net cash used in financing activities		(96,809)	(146,414)
Net decrease in cash and cash equivalents		(84,353)	(156,132)
Cash and cash equivalents at 1 January		158,713	121,628
Cash and cash equivalents at 30 June	<i>9</i>	74,360	(34,504)

The notes on pages 10 to 24 are an integral part of these condensed consolidated interim financial statements.

The independent auditors' report on review of these condensed consolidated interim financial statements is set out on pages 1 and 2.

Abu Dhabi Aviation

Notes to the condensed consolidated interim financial statements

1 Legal status and principal activities

Abu Dhabi Aviation (the “Company”) is a national shareholding company incorporated in Abu Dhabi, United Arab Emirates by the Decrees and Laws No. (3), No. (10), No. (8), No. (9) and No. (11) of the years 1982, 1985, 1999, 2003 and 2004, respectively. The Company’s shares are listed on the Abu Dhabi Securities Exchange.

The Company and its subsidiaries (the “Group”) have been established to own and operate helicopters and fixed wing aircraft both within and outside the United Arab Emirates and to undertake charter, commercial, air cargo and other related services. The Company has its registered office at P.O. Box 2723, Abu Dhabi, United Arab Emirates.

2 Basis of preparation

(a) *Statement of compliance*

These condensed consolidated interim financial statements have been prepared in accordance with IAS 34 *Interim Financial Reporting* and applicable requirements of the laws of the UAE. These condensed consolidated interim financial statements should be read in conjunction with the Group’s last annual consolidated financial statements as at and for the year ended 31 December 2017 (‘last annual financial statements’). They do not include all of the information required for a complete set of IFRS financial statements. However, selected explanatory notes are included to explain events and transactions that are significant to an understanding of the changes in the Group’s financial position and performance since the last annual financial statements.

(b) *Basis of measurement*

These condensed consolidated interim financial statements have been prepared on the historical cost basis, except for investments and investment properties, which are carried at fair value.

(c) *Functional and presentation currency*

These condensed consolidated interim financial statements are presented in United Arab Emirates Dirham (“AED”), which is the Company’s functional and presentational currency. All values are rounded to the nearest AED thousand, except when otherwise indicated.

(d) *Use of estimates and judgments*

The preparation of condensed consolidated interim financial statements in conformity with IFRSs requires management to make judgements, estimates and assumptions that affect the application of accounting policies and the reported amounts of assets, liabilities, income and expenses. Actual results may differ from these estimates.

Estimates and underlying assumptions are reviewed on an ongoing basis. Revisions to accounting estimates are recognised in the period in which the estimate is revised and in any future periods affected. Information about significant areas of estimation uncertainty and critical judgements in applying accounting policies that have the most significant effect on the amounts recognised in these condensed consolidated interim financial statements are described in note 3 of the consolidated financial statements of the Group as at and for the year ended 31 December 2017.

Abu Dhabi Aviation

Notes to the condensed consolidated interim financial statements

3 Significant accounting policies

The accounting policies applied by the Group in the presentation of these condensed consolidated interim financial statements are consistent with those applied by the Group in its audited financial statements as at and for the year ended 31 December 2017, except for the adoption of new standards and interpretations effective as of 1 January 2018. The Group has not early adopted any other standard, interpretation or amendment that has been issued but is not yet effective.

The Group applies, for the first time (except as explained below), IFRS 15 *Revenue from Contracts with Customers* and IFRS 9 *Financial Instruments*. As required by IAS 34, the nature and effect of these changes are disclosed below.

Several other amendments and interpretations apply for the first time in 2018, but do not have a significant impact on the condensed consolidated interim financial information of the Group.

The adoption of the new and amended standards and interpretations did not have any material impact on the financial position or performance of the Group during the period.

i. IFRS 15 *Revenue from Contracts with Customers*

IFRS 15 establishes a comprehensive framework for determining whether, how much and when revenue is recognised. It replaces existing revenue recognition guidance, including IAS 18 *Revenue*, IAS 11 *Construction Contracts* and IFRIC 13 *Customer Loyalty Programmes*.

The new standard establishes a five-step model to account for revenue arising from contracts with customers. Under IFRS 15, revenue is recognised at an amount that reflects the consideration to which an entity expects to be entitled in exchange for transferring goods or services to a customer.

The standard requires entities to exercise judgement, taking into consideration all of the relevant facts and circumstances when applying each step of the model to contracts with their customers. The standard also specifies the accounting for the incremental costs of obtaining a contract and the costs directly related to fulfilling a contract.

The Group adopted IFRS 15 using the cumulative effect method, with the effect of initially applying this standard recognised at the date of initial application (i.e. 1 January 2018). As a result, the Group has not applied the requirements of IFRS 15 to the comparative period presented.

Rendering of services

The Group is involved in providing aviation services, as well as performing related services. The Group recognises revenue when the services are provided and the amount of the revenue can be reliably measured and it is probable that future economic benefits will flow to the entity. Revenue is recognised at the point, provided the revenue and costs can be measured reliably, the recovery is probable and there is no continuing management involvement with the services to be rendered.

Under IFRS 15, revenue is recognised when a customer receives the services. For some contracts wherein the related services are performed, the revenue from these contracts is recognised as the services are provided to the customer.

Abu Dhabi Aviation

Notes to the condensed consolidated interim financial statements

3 Significant accounting policies (continued)

i. IFRS 15 Revenue from Contracts with Customers (continued)

Rendering of services (continued)

The Group's assessment indicates that for each contract they have separate performance obligation and transaction price is determinable. Revenue is recorded as each performance obligation is settled. The Group has fixed price contracts and the right to receive revenue is unconditional.

Therefore, the adoption of IFRS 15 did not have a significant impact on the timing of revenue recognition and the amount of revenue to be recognised.

ii. IFRS 9 Financial Instruments

IFRS 9 *Financial Instruments* sets out requirements for recognising and measuring financial assets, financial liabilities and some contracts to buy or sell non-financial items. This standard replaced IAS 39 *Financial Instruments: Recognition and Measurement*.

Financial assets

The Group had early adopted IFRS 9 *Financial Instruments: Classification and measurement* in 2009 in advance of its effective date. The Group had chosen 31 December 2009 as its date of initial application (i.e. the date on which the Group had assessed its existing financial assets) as this was the first reporting period end since the Standard was issued on 12 December 2009. The Group has also adopted amendments to classification and measurement of financial instruments issued as part of IFRS 9 (2014).

The Group initially recognises financial assets on the trade date at which the Group becomes a party to the contractual provisions of the contract. Financial assets are initially measured at fair value, plus transaction costs, except for those financial assets classified as at fair value through profit or loss (FVTPL), which are initially measured at fair value. The Group subsequently measures financial assets either at amortised cost or fair value.

The Group derecognises a financial asset when the contractual rights to the cash flows from the asset expire, or it transfers the right to receive the contractual cash flows in a transaction in which substantially all the risks and rewards of ownership of the financial asset are transferred. Any interest in such transferred financial assets that is created or retained by the Group is recognised as a separate asset or liability.

Financial assets and liabilities are offset and the net amount presented in the consolidated statement of financial position when, and only when, the Group has a legal right to offset the amounts and intends either to settle them on a net basis or to realise the asset and settle the liability simultaneously.

Classification of financial assets

On initial recognition, the Group classifies its financial assets as subsequently measured at either amortised cost or fair value, depending on its business model for managing the financial assets and the contractual cash flow characteristics of the financial assets.

Abu Dhabi Aviation

Notes to the condensed consolidated interim financial statements

3 Significant accounting policies (continued)

ii. IFRS 9 Financial Instruments (continued)

Financial assets (continued)

Classification of financial assets (continued)

The Group had the following financial assets as at 30 June 2018: cash and cash equivalents, loans and receivables and financial assets at fair value through other comprehensive income (FVTOCI).

Cash and cash equivalents

Cash and cash equivalents comprise cash and balances with banks in current accounts and short-term, highly liquid investments that are readily convertible to known amounts of cash and are subject to insignificant changes in value.

Loans and receivables

Trade receivables that have fixed or determinable payments that are not quoted in an active market are classified as loans and receivables. Loans and receivables are measured at amortised cost using the effective interest method, less any impairment. Interest income is recognised by applying the effective interest rate, except for short-term receivables when the recognition of interest would be immaterial.

The effective interest method is a method of calculating the amortised cost of a debt instrument and of allocating interest income over the relevant period. The effective interest rate is the rate that exactly discounts estimated future cash receipts (including all fees and points paid or received that form an integral part of the effective interest rate, transaction costs and other premiums or discounts) through the expected life of the debt instrument, or, where appropriate, a shorter period, to the net carrying amount on initial recognition.

Financial assets measured at fair value

Financial assets other than those classified as financial assets measured at amortised cost are subsequently measured at fair value with all changes in fair value recognised in profit or loss.

However, for investments in equity instruments that are not held-for-trading, at initial recognition, the Group can make an irrevocable election (on an instrument-by-instrument basis) to designate investments in equity instruments as at fair value through other comprehensive income (FVOCI). Investments in equity instruments at FVOCI, are initially measured at fair value plus transaction costs. Subsequently, they are measured at fair value with gains and losses arising from changes in fair value recognised in other comprehensive income and accumulated in the investments revaluation reserve. Where the asset is disposed off, the cumulative gain or loss previously accumulated in the investments revaluation reserve is not reclassified to profit or loss, but is reclassified to retained earnings.

Dividends on these investments in equity instruments are recognised in profit or loss when the Group's right to receive the dividends is established in accordance with IAS 18 *Revenue*, unless the dividends clearly represent a recovery of part of the cost of the investment. Dividends earned are recognised in profit or loss and are included in the 'other income' line item in the profit or loss.

Abu Dhabi Aviation

Notes to the condensed consolidated interim financial statements

3 Significant accounting policies (continued)

ii. IFRS 9 Financial Instruments (continued)

Financial assets (continued)

Impairment of non-derivative financial assets

IFRS 9 replaces the 'incurred loss' model in IAS 39 with a forward-looking 'expected credit loss' (ECL) model. This requires considerable judgement about how changes in economic factors affect ECLs, which determine on a probability-weighted basis.

The new impairment model applies to the financial assets measured at amortised cost or FVTOCI, except for investment equity instruments, and to contract assets.

Under IFRS 9, loss allowance is measured on either of the following bases:

12-month ECLs: these are ECLs that result from possible default events within the 12 months after the reporting date; and

Lifetime ECLs: these are ECLs that result from all possible default events over the expected life of a financial instrument.

Lifetime ECL measurement applies if the credit risk of a financial asset at the reporting date has increased significantly since initial recognition and 12-month ECL measurement applies if it has not. The Group determines that a financial asset's credit risk has not increased significantly if the asset has low credit risk at the reporting date. However, lifetime ECL measurement always applies for trade receivables and contract assets without a significant financing component. The Group has chosen to apply this policy also for trade receivables and contract assets with a significant financing component.

Financial liabilities and equity instruments

IFRS 9 largely retains the existing requirements in IAS 39 for the classification of financial liabilities.

However, under IAS 39 all fair value changes of liabilities designated as at FVTPL are recognised in profit or loss, whereas under IFRS 9 these fair value changes are generally presented as follows:

- the amount of change in the fair value that is attributable to changes in the credit risk of the liability is presented in OCI; and
- the remaining amount of change in the fair value is presented in profit or loss.

Debt and equity instruments are classified as either financial liabilities or as equity in accordance with the substance of the contractual arrangement.

An equity instrument is any contract that evidences a residual interest in the assets of an entity after deducting all of its liabilities. Equity instruments issued by the Group are recorded at the proceeds received, net of direct issue costs.

Abu Dhabi Aviation

Notes to the condensed consolidated interim financial statements

3 Significant accounting policies (continued)

ii. IFRS 9 Financial Instruments (continued)

Financial liabilities and equity instruments (continued)

The Group's financial liabilities comprise trade and other payables, accrued expenses and other current liabilities, due to a related party, term loans, finance lease liabilities and other non-current liability, which are initially measured at fair value, net of transaction costs, and are subsequently measured at amortised cost using the effective interest method, with interest expense recognised on an effective yield basis except, for short-term liabilities when the recognition of interest would be immaterial.

Based on its assessment the Group concluded that the application of IFRS 9 has no impact on its condensed consolidated interim financial statements.

iii. Property and equipment

The Company has reassessed the useful life of buildings and the changes have been applied prospectively as from 1 January 2018.

The estimated useful life for buildings in the current year and comparative period is as follows:

	Life in years
Buildings	30 (2017: 25 years)

iv. The condensed consolidated interim financial statements incorporate the financial position and performance of the Company and its subsidiaries as disclosed below:

Name of subsidiary	Ownership interest		Country of incorporation	Principal activities
	30 June 2018	31 December 2017		
Maximus Air – Sole Proprietorship L.L.C	100%	100%	UAE	Air cargo
Royal Jet L.L.C.	50%	50%	UAE	Commercial air and transportation services
Herbal Hill Gardens Limited	100%	100%	Gibraltar	Investment properties ownership
ADA Real Estate Management and General Maintenance L.L.C.	100%	100%	UAE	Real estate and facilities
Maximus Airlines L.L.C.	100%	100%	Ukraine	Air cargo services
ADA International Real Estate Owned by Abu Dhabi Aviation – Sole Proprietorship Co. L.L.C	100%	100%	UAE	Real estate lease and management services
Abu Dhabi Aviation Training Centre L.L.C	100%	100%	UAE	Aviation training
ADA Millennium Consulting – Owned by Abu Dhabi Aviation Sole Proprietorship L.L.C	100%	100%	UAE	Advisory and implementation consultancy services to aviation, manufacturing, hospitality, oil and gas and private equity sectors

Abu Dhabi Aviation

Notes to the condensed consolidated interim financial statements

4 Property and equipment

During the period ended 30 June 2018, the Group incurred AED 123.4 million (31 December 2017: AED 107.8 million) on the acquisition of property and equipment. Depreciation of property and equipment during this period amounted to AED 78.9 million (31 December 2017: AED 177.9 million).

During the period ended 30 June 2018, the Group disposed of certain assets with a carrying amount of AED 11.8 million for total proceeds of AED 12.9 million. Property and equipment is primarily operated from the Group's base in the United Arab Emirates.

5 Investment properties

Investment properties represent investment in a property owned by Royal Jet L.L.C. located in Khalifa City, Abu Dhabi, a property of the Company located in London, United Kingdom, premises located in Al Rawdhat, Abu Dhabi and two properties in Satwa Redevelopment Zone, Dubai. Property in London is registered in the name of Herbal Hill Gardens Limited, a company incorporated in Gibraltar for the purpose of owning the investment property and wholly owned by the Group.

	30 June 2018 (unaudited) AED'000	31 December 2017 (audited) AED'000
Balance at 1 January	355,614	161,252
Increase in fair value – London	-	74
Investment properties – Al Rawdhat	-	182,800
Investment property under construction (note 5.1)	45,478	-
Net foreign currency exchange difference	(3,208)	11,488
	<u>397,884</u>	<u>355,614</u>

The fair value of the investment properties was arrived at on the basis of a valuation carried out on 31 December 2017, by independent valuers not connected with the Group. The valuers are members of a professional valuers' association, with appropriate qualifications and recent experience in the valuation of properties at the relevant locations. Management believes that there is no significant change in fair value of investment properties as at 30 June 2018.

The fair value was derived using the market comparable approach based on recent market prices without any significant adjustments being made to the market observable data. As at 30 June 2018, all of the Group's investment properties were grouped in Level 2 of fair value hierarchy (31 December 2017: Level 2).

- 5.1** Investment property under construction represents two plots in Satwa Redevelopment Zone, Dubai. The purchase of these plots was completed in March 2018 against a sale and purchase agreement. Further payments for the construction of buildings are being capitalized as investment property under construction until the completion of construction of residential buildings over the plots.

Abu Dhabi Aviation

Notes to the condensed consolidated interim financial statements

6 Investments

	30 June 2018 (unaudited) AED'000	31 December 2017 (audited) AED'000
Financial assets at fair value through profit or loss	18,344	-
Financial assets at fair value through other comprehensive income	52,211	54,740
	<hr/> 70,555 <hr/>	<hr/> 54,740 <hr/>
Balance at 1 January	54,740	-
Purchase of investments (<i>note 6.1</i>)	18,400	54,740
Change in fair value	(2,585)	-
	<hr/> 70,555 <hr/>	<hr/> 54,740 <hr/>

The Group's investments represent the investments in shares and bonds of the following:

Investment in Waha CEEMEA

Fixed Income Fund SP	18,344	-
----------------------	---------------	---

Investment in Abu Dhabi Commercial Bank
(ADCB) bonds

52,211	54,740
---------------	--------

- 6.1** The Company has invested AED 18,400 thousand for the purchase of 5,000 shares in Waha CEEMEA Fixed Income Fund SP which has been established as a segregated portfolio of Waha Investment Management Company SPC (a company incorporated with limited liability on 30 October 2014 and registered as a segregated portfolio company in the Cayman Islands).

7 Investment in a joint venture

The Group has a 70% equity shareholding with equal voting power in AgustaWestland Aviation Services L.L.C., a joint venture established in the Emirate of Abu Dhabi, UAE as a limited liability company. AgustaWestland Aviation Services L.L.C. is engaged to undertake repairs, overhaul, customisation, modification and upgrading of helicopters; and sale of helicopter spare parts and accessories. The Group's share of the results, assets and liabilities as at 30 June 2018 has been accounted for using the equity method.

8 Trade receivables

	30 June 2018 (unaudited) AED'000	31 December 2017 (audited) AED'000
Trade receivables (net of provisions)	521,332	428,951
Due from related parties	55,780	25,926
	<hr/> 577,112 <hr/>	<hr/> 454,877 <hr/>

Abu Dhabi Aviation

Notes to the condensed consolidated interim financial statements

9 Cash and deposits with banks

Cash and cash equivalents included in the condensed consolidated interim statement of cash flows comprise the following condensed consolidated interim statement of financial position amounts:

	30 June 2018 (unaudited) AED'000	31 December 2017 (audited) AED'000
Deposits	195,441	331,058
Bank current accounts	107,349	169,019
Cash in hand	2,245	3,077
	<hr/>	<hr/>
Cash and deposits with banks in the condensed consolidated interim statement of financial position	305,035	503,154
<i>Less: bank overdrafts used for cash management purposes</i>	(35,234)	(13,383)
<i>Less: deposits with maturities over three months</i>	(195,441)	(331,058)
	<hr/>	<hr/>
Cash and cash equivalents in the condensed consolidated interim statement of cash flows	74,360	158,713
	<hr/> <hr/>	<hr/> <hr/>

Cash and deposits with banks include an amount of AED 16 million (*31 December 2017: AED 13.6 million*) held in foreign banks abroad and the remaining balance is held within the UAE.

10 Asset held for sale

As at 30 June 2018 the Group has one aircraft as asset held for sale. Management is committed to sell this aircraft and expects to complete this transaction in 2018.

11 Share capital

	30 June 2018 (unaudited) AED'000	31 December 2017 (audited) AED'000
<i>Issued and fully paid:</i>		
444,787,000 shares of AED 1 each	444,787	444,787
	<hr/> <hr/>	<hr/> <hr/>

Abu Dhabi Aviation

Notes to the condensed consolidated interim financial statements

12 Term loans

AED 50 million term loan of Abu Dhabi Aviation

During the period ended 30 June 2018, a term loan from a local bank amounting to AED 50 million was obtained to finance 50% of the purchase cost of two AW139 helicopters. The loan is repayable in twenty four equal quarterly installments. The first principal repayment will start from six months from the date of loan drawdown. Residual balance of principal or interest, if any, is to be settled on the final maturity date. The interest is calculated by reference to three month EIBOR plus 1.40% per annum.

All other borrowings and repayments made against facilities of the Group are in accordance with the terms disclosed in the consolidated financial statements for the year ended 31 December 2017.

13 Basic and diluted earnings per share

Earnings per share amounts are calculated by dividing the profit for the period attributable to shareholders of the Company by the weighted average number of shares outstanding during the period.

The following reflects the income and share data used in the earnings per share computations:

	For the three months ended 30 June		For the six months ended 30 June	
	2018 (unaudited) AED'000	2017 (unaudited) AED'000	2018 (unaudited) AED'000	2017 (unaudited) AED'000
Profit attributable to owners of the Company	45,660	53,203	94,004	90,792
Weighted average number of shares in issue	444,787	444,787	444,787	444,787
Earnings per share (AED)	0.10	0.12	0.21	0.20

The Group does not have potentially dilutive shares and accordingly, diluted earnings per share is equal to basic earnings per share.

14 Dividends

Cash dividends of AED 0.20 per ordinary share (20% of par value) amounting to AED 89.0 million (2017: AED 75.6 million) were approved by the shareholders at the annual general meeting held on 13 March 2018.

15 Contingent liabilities

As at 30 June 2018, the Group had outstanding contingent liabilities in respect of letters of guarantee amounting to AED 53.6 million (31 December 2017: AED 55.1 million).

16 Commitments

Capital commitments

As at 30 June 2018, the Group had estimated commitments for the acquisition of property and equipment of AED 102.9 million (31 December 2017: AED 92.4 million).

Abu Dhabi Aviation

Notes to the condensed consolidated interim financial statements

16 Commitments (continued)

Operating commitments

	30 June 2018 (unaudited) AED'000	31 December 2017 (audited) AED'000
Due in less than one year	16,959	16,457
Later than one but not later than five years	8,880	16,164
Later than five years	13,875	13,500
	39,714	46,121

17 Segment information

Information regarding the Group's operating segments is set out below in accordance with IFRS 8 *Operating Segments*. IFRS 8 requires operating segments to be identified on the basis of internal reports about components of the Group that are regularly reviewed by the chief operating decision maker in order to allocate resources to the segment and to assess its performance.

For operating purposes, the Group is organised into four major business segments:

- (i) Helicopter and fixed wing operations, which provides charter flights and third party maintenance;
- (ii) Commercial aircraft operations, which provides commercial air transportation and aircraft management;
- (iii) Air cargo, which provides air cargo services to local and international customers using its fleet of aircrafts and chartered aircraft; and
- (iv) Investments, which involves the management of the Group's investment portfolio.

These segments are the basis on which the Group reports its primary segment information. Transactions between segments are conducted at rates determined by management taking into consideration the cost of funds.

Information regarding these segments is presented below:

	Helicopter and fixed wing operations AED'000	Commercial aircraft operations AED'000	Air cargo AED'000	Investments AED'000	Others AED'000	Eliminations AED'000	Group AED'000
30 June 2018 (unaudited)							
Revenue	309,605	291,803	228,207	-	14,993	(7,280)	837,328
Profit for the period	30,825	37,364	39,914	6,876	2,439	(4,732)	112,686
30 June 2017 (unaudited)							
Revenue	313,238	276,039	194,786	-	-	(3,095)	780,968
Profit for the period	39,584	30,608	34,095	1,809	-	-	106,096

Abu Dhabi Aviation

Notes to the condensed consolidated interim financial statements

17 Segment information (continued)

The segment assets and liabilities were as follows:

	Helicopter and fixed wing operations AED'000	Commercial aircraft operations AED'000	Air cargo AED'000	Investments AED'000	Others AED'000	Eliminations AED'000	Group AED'000
30 June 2018 (unaudited)							
Assets	3,018,124	1,412,400	685,278	468,439	197,111	(1,049,071)	4,732,281
Liabilities	900,667	879,938	54,786	-	164,910	(301,486)	1,698,815
31 December 2017 (audited)							
Assets	3,036,101	1,442,382	683,072	355,614	194,514	(1,012,678)	4,699,005
Liabilities	807,958	947,284	37,705	-	160,362	(269,778)	1,683,531

The Group operates primarily from its base in the United Arab Emirates and accordingly, no further geographical analysis of revenues, profit, fair value gains, assets and liabilities is given.

18 Related parties

The Group, in the ordinary course of business, enters into transactions, at agreed terms and conditions, with related parties. Related parties comprise of the Group's shareholders, directors, senior management and businesses controlled by them and their families or over which they exercise significant management influence as well as key management personnel.

Significant transactions with related parties during the period were as follows:

	For the three months ended 30 June		For the six months ended 30 June	
	2018 (unaudited) AED'000	2017 (unaudited) AED'000	2018 (unaudited) AED'000	2017 (unaudited) AED'000
Revenue	56,758	29,545	100,610	91,218
Finance costs on finance lease of aircraft	9,933	46	9,963	100
Key management compensation				
Salaries and other short term employee benefits	4,986	4,175	9,502	8,611
Directors' fees	2,310	1,915	5,273	3,660
Provisions for employees' end of service benefits	141	554	581	811

Abu Dhabi Aviation

Notes to the condensed consolidated interim financial statements

19 Financial instruments

19.1 Fair value of financial instruments

The following table shows the carrying amounts and fair values of financial assets and financial liabilities, including their levels in the fair value hierarchy. It does not include fair value information for financial assets and financial liabilities not measured at fair value if the carrying amount is a reasonable approximation of fair value.

At 30 June 2018	Carrying amounts					Fair values			
	FVTPL - equity instruments AED'000	FVOCI - debt instruments AED'000	Financial assets at amortized cost AED'000	Other financial liabilities AED'000	Total AED'000	Level 1 AED'000	Level 2 AED'000	Level 3 AED'000	Total AED'000
Financial assets measured at fair value									
Investment in Waha CEEMEA Fixed Income Fund SP	18,344	-	-	-	18,344	-	18,344	-	18,344
Investment in ADCB bonds	-	52,211	-	-	52,211	52,211	-	-	52,211
	18,344	52,211	-	-	70,555	52,211	18,344	-	70,555
Financial assets not measured at fair value									
Trade receivables	-	-	577,112	-	577,112	-	577,112	-	577,112
Other current assets	-	-	134,913	-	134,913	-	134,913	-	134,913
Cash and bank balances	-	-	305,035	-	305,035	-	305,035	-	305,035
	-	-	1,017,060	-	1,017,060	-	1,017,060	-	1,017,060
Financial liabilities not measured at fair value									
Trade and other payables	-	-	-	(100,831)	(100,831)	-	(100,831)	-	(100,831)
Term loans	-	-	-	(892,090)	(892,090)	-	(892,090)	-	(892,090)
Finance lease liabilities	-	-	-	(115,743)	(115,743)	-	(115,743)	-	(115,743)
Bank overdrafts	-	-	-	(35,234)	(35,234)	-	(35,234)	-	(35,234)
Accrued expenses and other current liabilities	-	-	-	(115,341)	(115,341)	-	(115,341)	-	(115,341)
	-	-	-	(1,259,239)	(1,259,239)	-	(1,259,239)	-	(1,259,239)

Abu Dhabi Aviation

Notes to the condensed consolidated interim financial statements

19 Financial instruments (continued)

19.1 Fair value of financial instruments (continued)

At 31 December 2017	Carrying amounts					Fair values			
	FVTPL - equity instruments AED'000	FVOCI - debt instruments AED'000	Financial assets at amortized cost AED'000	Other financial liabilities AED'000	Total AED'000	Level 1 AED'000	Level 2 AED'000	Level 3 AED'000	Total AED'000
Financial assets measured at fair value									
Investment in ADCB bonds	-	54,740	-	-	54,740	54,740	-	-	54,740
	-	54,740	-	-	54,740	54,740	-	-	54,740
Financial assets not measured at fair value									
Trade receivables	-	-	454,877	-	454,877	-	454,877	-	454,877
Other current assets	-	-	92,018	-	92,018	-	92,018	-	92,018
Cash and bank balances	-	-	503,154	-	503,154	-	503,154	-	503,154
	-	-	1,050,049	-	1,050,049	-	1,050,049	-	1,050,049
Financial liabilities not measured at fair value									
Trade and other payables	-	-	-	(100,457)	(100,457)	-	(100,457)	-	(100,457)
Term loans	-	-	-	(878,141)	(878,141)	-	(878,141)	-	(878,141)
Finance lease liabilities	-	-	-	(116,269)	(116,269)	-	(116,269)	-	(116,269)
Bank overdrafts	-	-	-	(13,383)	(13,383)	-	(13,383)	-	(13,383)
Accrued expenses and other current liabilities	-	-	-	(114,825)	(114,825)	-	(114,825)	-	(114,825)
	-	-	-	(1,223,075)	(1,223,075)	-	(1,223,075)	-	(1,223,075)

Abu Dhabi Aviation

Notes to the condensed consolidated interim financial statements

20 Approval of condensed consolidated interim financial statements

The condensed consolidated interim financial statements were approved by management and authorised for issue by the Board of Directors on 23 July 2018.